

H O S E
T O O L S
A N D
A T T A C H M E N T S



Toll Free 1 800 832 4010



Vacuums · Hydro Blast Systems · Dust Collectors · Vacuum Excavation Systems · Blast and Recovery Systems · Spill Response Systems
Equipment · Parts · Rentals · Service · Solutions




Hose & Tool Kits	Hose Size	Part No.	Description
			Each Hose and Tool Kit includes: Series "F" Hose, 54" Wand, Master Nozzle, 14" Nylon Brush Adapter (floor), 10" Wall Brush, 5" Round Dusting Brush, 150AH Swivel Adapter (converts overhead tool to hand tool), Hose/Inlet Adapter, and 11" Aluminum Crevice Tool.
	1.5" x 25'	RCK125	
	1.5" x 50'	RCK150	
	2" x 25'	RCK225	
	2" x 50'	RCK250	

Vacuum Hose


"F" - Medium-duty, non-conductive.

Series "F"			Lightweight, flexible crush-resistant hose. Ideal for housekeeping applications and conveying light, non-abrasive materials. This hose is non-conductive and not recommended for applications where static build-up is a concern. Comes with replaceable screwed-on cuffs.				
	Diameter (I.D.)	Temp. Range	Length	WT/FT in LBS	Bend Radius	Color	Part No.
	1.5"	-20°F to 100°F	15'	0.23	3"	GRAY	15F15
			25'				
	50'		15F50				
2"	15'			0.24	4"		20F15
	25'	20F25					
50'	20F50						




Series "N"			<p>Wire-supported multi-purpose hose reinforced with synthetic yarn for added strength and durability. For use in commercial and industrial wet or dry vacuuming applications. Hose is extremely flexible to handle tight bend radius requirements.</p> <p>Comes with replaceable screwed-on cuffs.</p>				
	Diameter (I.D.)	Temp. Range	Length	WT/FT in LBS	Bend Radius	Color	Part No.
	1.5"	-20°F to 120°F	15' 25' 50'	0.20	1"	GRAY	15N15 15N25 15N50
	2"		25' 50'	0.25	1"		20N25 20N50
	3"		25'	0.45	2"		30N25

"SD" - Tough polyurethane, static dissipative.


Series "SD"			<p>"SD" is constructed of specially formulated thermoplastic polyurethane. This clear static dissipative urethane hose with plastic helix and copper grounding wire meets the Electronics Industry Association (Standard 541 static dissipative classification). "SD" has excellent abrasion resistance, tear strength, clarity and flexibility as well as good chemical resistance and endurance against UV and ozone attack. "SD" is FDA acceptable.</p> <p>Comes with replaceable screwed-on cuffs.</p>				
	Diameter (I.D.)	Temp. Range	Length	WT/FT in LBS	Bend Radius	Color	Part No.
	1.5"	-20° to 160°F	25' 50'	0.23	4"	CLEAR with WHITE STRIPE	15SD25 15SD50
	2"		25' 50'	0.32	4.5"		20SD25 20SD50
	3"		25' 50'	0.47	6"		30SD25 30SD50
4"	25' 50'		0.79	6.75"	40SD25 40SD50		

Ross Cook


PERFORMANCE PROVEN

Series "H"		<p>Heavy-duty corrugated exterior, wire-reinforced, rubber hose. Recommended for handling abrasive material when flexibility is desired. Smooth bore resists abrasion and results in long life. Heavy wire and fabric reinforcement provides crush resistance and durability. Can be grounded.</p> <p>Comes with molded cuffs.</p>					
	Diameter (I.D.)	Temp. Range	Length	WT/FT in LBS	Bend Radius	Color	Part No.
	1.5"	0° to 212°F	10'	0.42	3"	BLACK	15H10
			15'				15H15
			25'				15H25
2"	10'		0.53	3"	20H10		
	15'	20H15					
25'	20H25						
3"		15'	0.77	4"		30H15	

"V" - Flexible vinyl, reinforced.





Series "V"		<p>Medium weight, flexible wire-reinforced hose. Can be used in most applications. Corrosion, oil and abrasion resistant with smooth inner bore. Constructed of vinyl foam wall reinforced with wire and woven nylon cord. Can be grounded.</p> <p>Comes with glued-on cuffs.</p>					
	Diameter (I.D.)	Temp. Range	Length	WT/FT in LBS	Bend Radius	Color	Part No.
	1.5"	-20°F to 210°F	15'	0.46	3"	GREEN	15V15
			25'				15V25
			50'				15V50
2"	15'		0.62	5"	20V15		
	25'	20V25					
	50'	20V50					
2.5"	15'	0.80	6"	25V15			
	25'			25V25			
	50'			25V50			
3"	15'	1.00	7"	30V15			
	25'			30V25			
	50'			30V50			

Self-Supporting Hose







	<p>Self-supporting, lightweight, wire supported hose. "Accordion" action that extends, contracts and bends. It holds it's shape and is self-supporting once positioned. Available in 1.5", 2" and 3" diameters and 20' lengths. Twist one length of hose into another to extend length. Call factory for additional information.</p>
---	--







Ross Cook

PERFORMANCE PROVEN




These wands slip fit into a hose cuff.	Part No.	Description
	800015 21CH	54" Aluminum Floor Wand with Swivel End: 54" Chrome Steel Floor Wand with Swivel End: Lightweight wands for use with all 1-1/2" floor tools.
	800019	Wall Wand: Lightweight aluminum wands for use with all 1-1/2" overhead-cleaning tools.
	800064	Straight Extension Wand: Lightweight aluminum extension wand for use with #80019 and #875019 wall wands. 5-foot long sections slip-fit together.
	875019	Wall Wand with Adjustable Knuckle Joint: Lightweight aluminum wand for cleaning ledges and beams. Use with all 1-1/2" overhead-cleaning tools. (750612+800190)

1-1/2" Floor Tools


Use with Floor Wands 800015 & 21CH	Part No.	Description
	800070	12" Wide Mouth Gulper Tool: For picking up large objects and bulk material.
	800107	14" Carpet Floor Tool: For general carpet cleaning. Equipped with Smooth Glide rear shoe.
	800108	14" Fiber Floor Tool: For use on concrete floors with smooth or rough surfaces.
	800109	14" Squeegee Floor Tool: For liquid and slurry pickup.
	800110	14" Felt Floor Tool: For cleaning wood, tile or other smooth floors.
	800111	14" Brush Floor Tool: A versatile tool for cleaning all floor surfaces.

Master Nozzle and Adapters	Part No.	Description
	800028	Master Nozzle: Cast aluminum. For use with Floor Wand #800015.
	800039	14" Carpet Floor Adapter: For general carpet cleaning. Equipped with Smooth Glide rear shoe.
	800097 800101	14" Felt Floor Adapter: 18" Felt Floor Adapter: For cleaning wood, tile or other smooth floors.
	800098 800102	14" Brush Floor Adapter: 18" Brush Floor Adapter: A versatile tool for cleaning all floor surfaces.
	800096 800099	14" Fiber Floor Adapter: 18" Fiber Floor Adapter: For use on concrete floors with smooth or rough surfaces.
	800122 800100	14" Squeegee Floor Adapter: 18" Squeegee Floor Adapter: For liquid and slurry pickup.

1-1/2" Overhead Tools

These tools thread onto Wall Wands.	Part No.	Description
	800026	10" Wall Brush: Cast aluminum with bristle brush insert. For use with #800019 Wall Wand. Use as a hand tool with #150AH Swivel Adapter. Convert to 2" overhead tool with #31AHE Adapter.
	800022	5" Round Dusting Brush: Cast aluminum with brush insert. For use with #800019 or # 875019 Wall Wands. Use as a hand tool with #150AH Swivel Adapter. Convert to 2" overhead tool with #31AHE Adapter.
	800030	4" - 6" Pipe Cleaning Tool: Cast aluminum with brush insert. For use with #800019 or #875019 Wall Wands. Use as a hand tool with #150AH Swivel Adapter. Convert to 2" overhead tool with #31AHE Adapter.





	<p>800032</p>	<p>8" and larger Pipe Cleaning Tool: Cast aluminum with brush insert. For use with #800019 or #875019 Wall Wands. Use as a hand tool with #150AH Swivel Adapter. Convert to 2" overhead tool with #31AHE Adapter.</p>
---	----------------------	--







1-1/2" Hand Tools

These tools slip fit into a hose cuff.	Part No.	Description
	<p>800038</p>	<p>6" Wide Hand Tool with Brush: Cast aluminum brush with no-tools removable bristle insert.</p>
	<p>800024 800022H</p>	<p>3" Round Dust Brush: 5" Round Dust Brush: Cast aluminum brush with stiff bristles for loosening debris. Shown with optional 150 AH adapter</p>
	<p>800035 800104</p>	<p>12" Plastic Crevice Tool: 28" Plastic Crevice Tool:</p>
	<p>611A1 800034</p>	<p>11" Aluminum Crevice Tool: 24" Aluminum Crevice Tool:</p>
	<p>801019</p>	<p>17" Machine Cleaning Tool: Rubber flexible nozzle tapered to 3/4" for cleaning in tight places. Recommended for electrical equipment, core boxes, and places where a rigid tool is not suitable.</p>
	<p>801036</p>	<p>10" Blowing Nozzle: Provides high velocity air stream for blowing loose debris in tight places. Can also be used with vacuum.</p>
	<p>801029</p>	<p>36" Bulk Cleaning Tube: For sump cleaning and handling of bulk material. 16-Ga. aluminum.</p>
	<p>801035</p>	<p>36" Bulk Cleaning Tube with Breather: Designed with an air-breather tube to allow tool end to be submerged in bulk dry material or liquid. Painted Steel.</p>



These wands slip fit onto a hose cuff.	Part No.	Description
	800201	Floor Wand: Lightweight aluminum wand for use with 2" floor tools.
	800205	Wall Wand: Lightweight aluminum wand for use with all 2" overhead cleaning tools.

2" Floor Tools - Master Nozzle

Master Nozzle and Adapters	Part No.	Description
	800225	Master Nozzle: Cast aluminum. For use 2" with Floor Wand #800201.
	800223 800235	14" Felt Floor Adapter: 18" Felt Floor Adapter: For cleaning wood, tile or other smooth floors.
	800226 800229	14" Brush Floor Adapter: 18" Brush Floor Adapter: A versatile tool for cleaning all floor surfaces.
	800228 800231	14" Fiber Floor Adapter: 18" Fiber Floor Adapter: For use on concrete floors with smooth or rough surfaces.
	800227 800230	14" Squeegee Floor Adapter: 18" Squeegee Floor Adapter: For liquid and slurry pickup.
	800212	12" Wide-Mouth Gulper Tool: For picking up large objects and bulk material.

2" Overhead Tools

For 2" Overhead tools, select from the 1-1/2" Overhead Tools and add the #31AHE Adapter.


This adapter will convert the tool to 2".

Use with 2" wall wand #800205.






These tools slip into a hose cuff.	Part No.	Description
	800221	6" Wide Hand Tool with Brush: Cast aluminum brush with no-tools removable bristle insert.
	800211	5" Round Dust Brush with Optional Adapter: Cast aluminum brush with stiff bristles for loosening debris.
	800224	10" Hand Brush: Cast aluminum brush with stiff bristles for loosening debris.
	802010	36" Bulk Cleaning Tube: For sump cleaning and handling of bulk material. 16-Ga. Aluminum.
	802035	36" Bulk Cleaning Tube with Breather: Designed with an air-breather tube to allow tool end to be submerged in bulk dry material or liquid. Painted Steel.
	802013	40" Crevice Tool Painted 16-Ga. metal w/ square cut end.


Hose - to - Inlet Valve Adapters

	Part number	Connects Hose to Inlet Valve metal construction
	HA-180	1-1/2" Hose to 1-1/2" Inlet Valve
	HA-200	2" Hose to 2" Inlet Valve
	HA-300	3" Hose to 3" Inlet Valve
	HA-400	4" Hose to 4" Inlet Valve










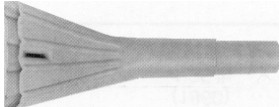

Use with Adapter Elbows or Tees.	Hose Diameter (ID)	Description	Part Number				
			Brass Body	Nickel Plated	Chrome Plated	Carbon Steel Body	Stainless Steel
	1.5"	Standard wall inlet valve	IV-180		----	----	IV-180SS
	2.0"		IV-200				IV-200SS
	2.5"		----	----	----	IV-250	IV-250SS
	3"					IV-300	IV-300SS
	4"					IV-400	IV-400SS
	1.5"	Wall inlet valve with 24V switch	IV-180E		----	----	IV-180ESS
	2.0"		IV-200E				IV-200ESS
	1.5"	Standard floor inlet valve	FV-180	----	FV-180CH	----	FV-180SS
	2.0"		FV-200		FV-200CH		FV-200SS
	1.5" or 2.0"	Escutcheon Plate - for flush wall mounting of inlet valve	----	10253	----	----	10253SS

Top-hat Separators

	<p>Centrifugal Top-Hat Separators are used with a central vacuum system to collect material in a drum prior to entering the tubing system.</p> <p>Ross Cook offers top hat separators for both dry and liquid material collection.</p> <p>Either comes standard with 1.5" inlet valve at inlet and push-on 1-1/2" hose outlet. Other inlets and outlets are available.</p> <p>Carbon steel construction with epoxy primed interior and polyurethane topcoat exterior.</p> <p>Drum dolly and drum must be ordered separately.</p>	
	Part Number	Description
	THD-030	30 gallon dry Top-Hat
	THD-055	55 gallon dry Top-Hat
	THW-030	30 gallon wet Top-Hat w/ ball float shut-off
	THW-055	55 gallon wet Top-Hat w/ ball float shut-off

Ross Cook

PERFORMANCE PROVEN

	Part Number	Description
	HCT-001	Hose and Tool Cabinet: 72H x 36W x 18D. Complete with hose rack and adjustable shelf. Baked gray enamel finish. Swing out door with locking handle.
	VW-180 VW-200	Inlet valve wrench: VW-180 for 1.5" valves. VW-200 for 2.0" inlet valves.
	HR100-P HR100-M	Hose storage rack: For column or wall mount. Specify HR100-P for plastic, HR100-M for metal.
	TR-100	Tool Rack: Wall or column mount. Ideal for car care facilities.
	CE-3400-00	3/4" Micro-cleaning kit: 3/4" rotary valve, 3/4" x 6" clear vinyl suction tip, 3/8" x 6" rigid suction tip, air valve mounting bracket, wide area vacuum nozzle, 3/4" rotary valve cleaning brush, replacement O-rings for rotary valve.
	31AHE	Extension Wand Adapter: Allows use of any 1-1/2" overhead tool with 2" #800205 wall wand.
	150AH	Swivel adapter: allows overhead tools to be converted to hand tools.
	321	Car Wash Type "Duck Foot": Tough PVC, utility hand tool. Specify color. Available in 1-1/2" and 2" sizes.
	150PV 200PV	1.5" Palm Valve: 2.0" Palm Valve: Hand operated valve to control airflow. Aluminum construction.